

Steps for opening your Duo-lingo account:

<https://support.duolingo.com/hc/en-us/articles/204829870-How-do-I-sign-up-and-login->

How do I sign up and login?

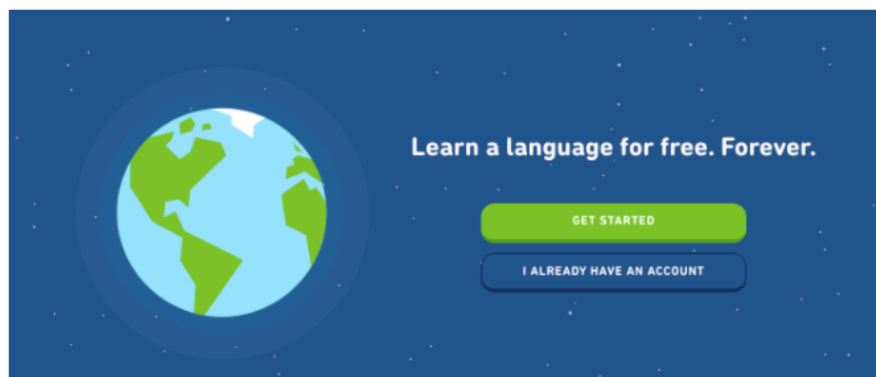
Last updated: February 2020

You can sign up by creating a new Duolingo account using your email address or by using your existing Google or Facebook account.

On Web:

To create a new account, click on the green "Get Started" button on www.duolingo.com and follow the instructions to create your Duolingo profile and start learning.


If you already have a Duolingo account, you can click the "I Already Have an Account" button on www.duolingo.com to enter your email/username and password. In case you don't remember your password, simply click on "Forgot password" and provide your email address.



On **Android app** and **iOS app**:

To create a new account, click "Get Started" and follow the instructions to create your Duolingo Profile. This includes: choosing a learning language, selecting a daily goal, starting with basics or a placement test, and building your Profile with a username and email address.

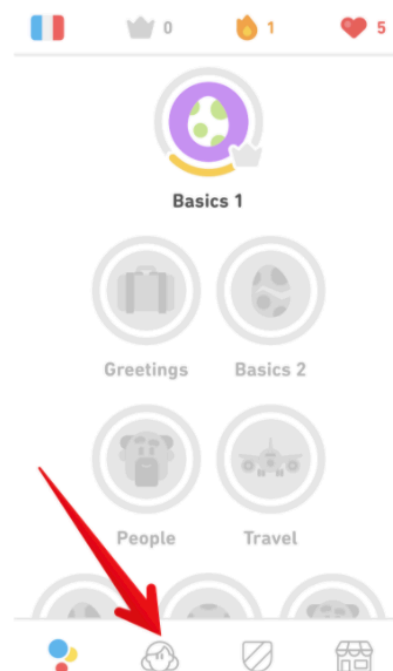
If you already have a Duolingo account, please click "I already have an Account" and enter your email/username and password to log in.



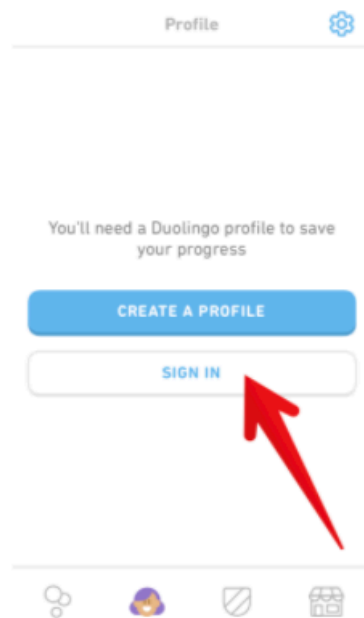
** If you're not at the login page,*

on iOS and Android devices

1) Go to "Profile" icon.

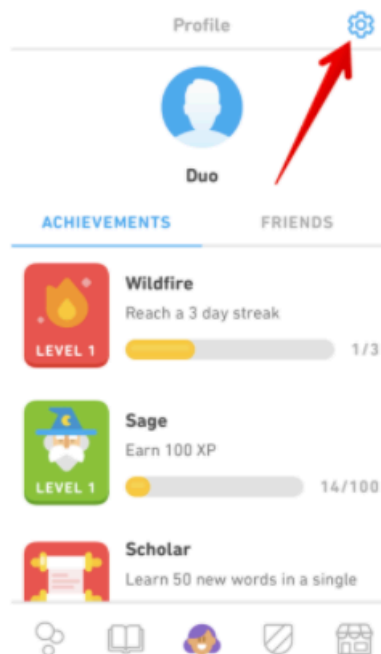


2) Click "Sign in" and enter your email/username and password. You would only need to click "Create a Profile" if you need to create a Duolingo account.



**If you accidentally created a new account,* you can log out of it by following below instruction.

- 1) Go to "Profile".
- 2) Go to "Settings"/gear icon



3) Scroll and click "Sign Out". This will bring you to the login page where you can click "I Already Have an Account", and enter your correct email/username and password to log in.

